

LIGHT
FORMS

LOOK
TO BE INSPIRED

LOOK TO BE INSPIRED


**LIGHT
FORMS**

Light Forms creates high performance, technically advanced and elegantly designed lighting instruments for sale into the international market.

We pride ourselves on our direct, personal and collaborative approach to working with architects, designers, engineers and other specifying partners.

We manufacture, service and support products that deliver energy-saving efficiency, visual comfort and modern aesthetics.

Our products effectively and attractively illuminate offices, schools, health care facilities, retail stores, hotels, restaurants, transit centers, civic buildings and other built environments.




Meet us online for further inspiration:

 lightforms.com/gallery

 instagram.com/light_forms_ltd

ARCHITECTURAL LIGHTING
MADE TO PERFORM. BEAUTIFULLY.



Render dazzling illumination with visual movement in any surface with Lightplane 3.5 Recessed slots.




XL CATLIN

XL CATLIN





Create an arrangement of glowing boxes with the highly customisable CP System.



Illuminate multi-level spaces with powerful direct/indirect H Beam pendants.



Break the mold by going big and bold with extra-wide Lightplane 6 suspended luminaires.



Emphasise architectural details with super slim Lightplane 1 linear luminaires.




Showcase extraordinary retail products with the Lightplane 9 linear spotlight system.




Delineate smaller areas within a larger room with configured Lightplane 3.5 rectilinear shapes.





Install the ultra-narrow Lightplane 1 Recessed slot in stairways to illuminate with minimalist subtly.



Configure Lightplane Linear Recessed slots with 90° corners to align with the architecture's prevailing right angles.



Enhance workplace productivity in open offices with the visually comforting Lightplane 2.5 luminaires.



Complement curved booths and round tables in cafes and restaurants with Moonring 1 circles.



Embrighten both classrooms and young minds with H Beam's well-balanced indirect/direct illumination.




Linear panels for ambient. Aimable spots for tasks.
Specify the Lightplane 9 system that offers both.





Criss-cross ceilings in style with intersecting Lightplane 3.5 surface-mounted luminaires.



Zig-zag Five Bow pendants across walkways and hallways to add energy and visual interest.



Recess Noventa 3.5 into wall corners for vertical luster.
Or hang as a pendant to distribute widespread downlight.



Gracefully illuminate office lobbies, corridors and
foyers with the translucent, edge-lit beauty of Clara.



Make a grand statement above an entryway with an eye-catching array of Moonring 2.5 pendants.



Effectively light work surfaces and the entire room with Lightplane 2.5 Indirect/Direct luminaires.





Encircle group gathering areas with a welcoming halo of light from the thin-form Moonring 1.




Lead travelers safely to their destination with the Round Lightplane 3 multi-channel linear luminaire.



Provide glare-free illumination in critical operating environments with Lucerna recessed panels.



Guide visitors through labyrinthine interiors with Lightplane 2.5 direction-aiding lines of light.



Custom configure expansive ceiling planes with Lightrod tubular luminaires.



26
F

26
E

CBRE

Run Lightplane Linear Recessed slots up walls and across ceilings to dramatise perspective views.



26
C

26
B



Want something unique? Realize your vision with a custom designed luminaire we create together.

ARCHITECTURAL LIGHTING MADE TO PERFORM. BEAUTIFULLY.

Europe

europa@lightforms.com
+44 (0)20 8571 3785

India

india@lightforms.com
+91 98 7280 0488

China

china@lightforms.com
+86 760 899 370 38

**LIGHT
FORMS**

LightForms.com